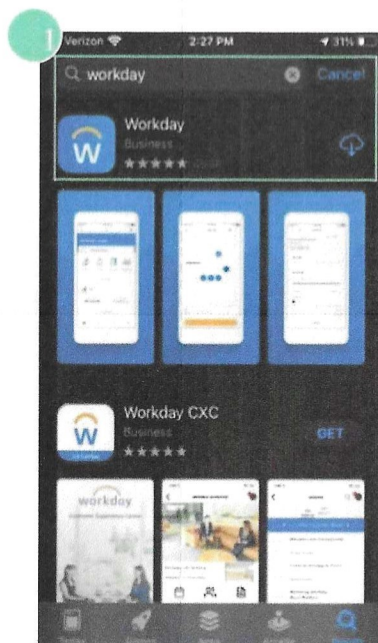



Setup Workday on your Mobile Device

Setting up Workday Mobile is as easy as 4 steps.



Go to the App / Google Play Store.
Search for *Workday* and
download the free Workday App

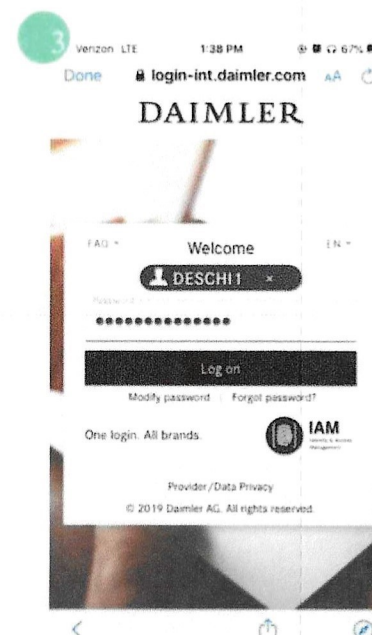


Find Your Organization ID




Organization ID:
dtna

Open the App.
Scan the above QR Code
with your phone camera as
the Organization ID.



Enter your Who-Is-Who ID
Enter your Who-Is-Who
Password

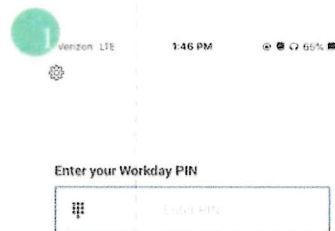


AND /
OR

Want a faster way to log in?
Turn on Touch ID so you can log in with a simple touch
instead of your password

Recommended:
Setup a PIN and / or
Setup TouchID /
FaceID

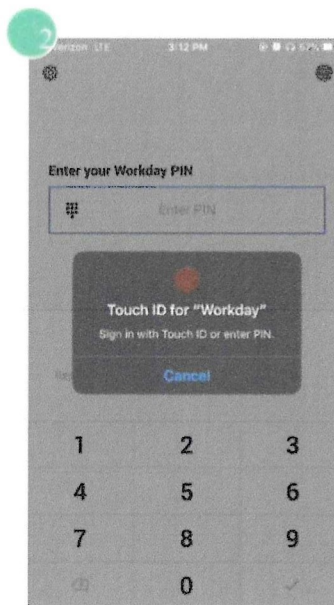
Once setup, just open the app with your PIN or TouchID / FaceID. No need to sign-in with your Who-Is-Who ID anymore.



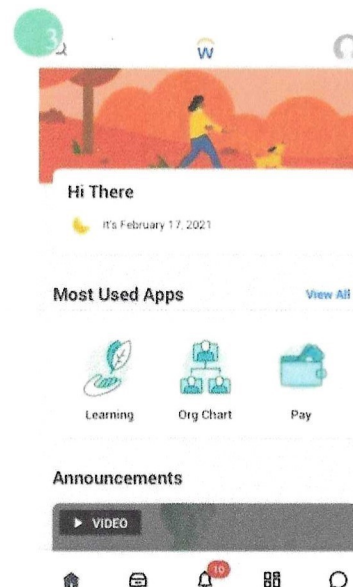
Workday

1	2	3
4	5	6
7	8	9
0		✓

Enter
PIN



Enter
TouchID/FaceID



Done – you are
logged in into
Workday